



ATV Steps are available for the front or the back of the swim spa



**ATV & V150 Steps**  
ATV-14, ATV-17 & V150 Steps are available for the front or the back of the swim spa



**48-inch ATV Storage Bench** Curved back matches the gentle sweep of the ATV exterior. Provides a nice place to sit and is convenient for storing swim spa supplies

Surround your Marquis® hot tub or swim spa with custom Environments™ to transform your outdoor living area into your personalized hot tub lifestyle space.

Designed and built exclusively by Marquis with the same exacting quality of craftsmanship and durable materials, Environments modules perfectly complement your Marquis Signature, Vector21, Elite hot tub or ATV™ and add a higher level of sophistication to your outdoor environment.

**Environments are built to endure!** All modules have a heavy-duty top surface built of all-weather decking material. Heavy-duty 1-inch topside material, similar to outdoor decking, is weather resistant to withstand Mother Nature and heavy loads.

Environments are a true investment that will provide you with years of functionality and beauty, and transform your space from hot tub to haven!



Signature Environments™*	INCHES	CENTIMETERS
DuraWood™ Step I	29.5W x 8.5H x 14.5D	75W x 22H x 37D
DuraWood™ Step II	29.5W x 16H x 19D	75W x 41H x 48D
DuraWood™ Step II Hinged	29.5W x 16H x 19D	75W x 41H x 48D
DuraWood™ Wish Step	50.5W x 13H x 18D	128W x 33H x 46D
Spirit/Resort Curved Step	29.5W x 8.5H x 14.5D	75W x 22H x 37D
Spirit/Resort Curved Bench	34W x 16H x 14.5D	86W x 41H x 37D
34 inch Storage Bench	34W x 16H x 14.5D	86W x 41H x 37D
48 inch Storage Bench	48W x 16H x 14.5D	122W x 41H x 37D
Corner Bench	12R/30W x 16H x 14.5D	30.5R/77W x 41H x 37D
Corner Bench	16R/35.5W x 16H x 14.5D	40.5R/90W x 41H x 37D
Storage Cabinet	20W x 31.25H x 14.5D	51W x 79H x 37D
Counter Cabinets	54W x 31H x 14.5D	137W x 79H x 37D
Planter	14.5W x 16H x 14.5D	37W x 41H x 37D
Stool	16W x 22.5H x 15.5D	40.5W x 57H x 40D
Shelf with Brackets	48W, 54W, 60W, 65W	122, 137, 152, 165W
Acrylic Towel Bar w/Wood Brackets	37W x 12 H x 3D	94W x 30H x 7D
Long Filler Segment**	58W x 16H x 14.5D	148W x 41H x 37D

Elite Environments™	INCHES	CENTIMETERS
Step I	26W x 8H x 15.5D	66W x 20H x 40D
Step II	26W x 16H x 20.5D	66W x 41H x 52D
Step II Hinged	26W x 16H x 20.5D	66W x 41H x 52D
Monaco Curved Bench	30W x 16H x 15.5D	76W x 41H x 40D
Storage Bench	36W, 43W, 49W	91W, 109W, 124W
Corner Bench	35.5W x 16H x 15.5D	90W x 41H x 40D

Vector21 Environments™	INCHES	CENTIMETERS
Step I	26W x 8.5H x 15.5D	66W x 22H x 40D
Step II	26W x 16H x 21D	66W x 41H x 53D
Step II Hinged	26W x 16H x 21D	66W x 41H x 53D
Storage Bench	36W, 43W, 53W	91W, 109W, 135W
Corner Bench	35.5W x 16H x 15.5D	90W x 41H x 40D


ATV™ Environments™	INCHES	CENTIMETERS
ATV™-14 Step (Front/Back)	72W x 69.5H x 40D	183W x 177H x 102D
ATV™-17 Step (Front/Back)	72W x 74.5H x 40D	183W x 189H x 102D
ATV™ Curved Storage Bench	48W x 16H x 19.5D	122W x 41H x 50D
V150 Step (Left/Right)	75W x 65H x 31.25D	190W x 165H x 79D
V150 Storage Bench	49W x 16H x 15.5D	124W x 41H x 40D

**PLEASE NOTE:** Environments steps and benches are recommended. Other modules may not be available due to high demand. Please contact your nearest Marquis Dealer for local availability.

\* The base adds 1 inch (2.5cm) to the overall depth. As with handcrafted items, all dimensions are approximate and may be subject to minor variations.

\*\* Filler segments are designed to fit between two other components; ends are unfinished.

**SIGNATURE**



ASH




ESPRESSO

**VECTOR21 & ELITE**




BARNWOOD




CORDOVAN

**ATV**




ASH



ESPRESSO

**ATV & V150**



BARNWOOD



CORDOVAN



MARQUIS SIGNATURE ENVIRONMENTS™

VECTOR21 ENVIRONMENTS™

ELITE HOT TUBS ENVIRONMENTS™



Long Filler Segments & Corner Benches create a full surround on a 90 inch (229cm) Signature hot tub. Plus a Step I makes a grand entrance

43in (109cm) Benches & Corner Benches are used to create a full surround to encompass an 84 inch (213cm) hot tub

The 43in (109cm) Benches & Corner Benches create a full surround on an 84 inch (213cm) hot tub



**Step I** Use on low-profile hot tubs or in front of a Storage Bench for a grand entry

**Step II** Standard or Hinged, it makes the perfect entry step and stowaway component

**Spirit & Resort Step & Bench** Use as a curved step or bench, it matches the Spirit & Resort radius

**Wish Step** Curved step pairs elegantly with the curvaceous Wish hot tub



**Corner Bench** Radius fits nicely around hot tub corners to complete the surround

**34-inch Storage Bench** Creates a great entrance used with Step I. Also convenient for storage

**48-inch Storage Bench** Provides a nice place to sit and is convenient for storing hot tub supplies

**Planters** add the perfect accent on the patio



**Storage Cabinet** Use as bar top and storage cabinet. Use as stand-alone piece, too

**Counter Cabinet** Entertainment module serves as a bar and stores hot tub items. Use as stand-alone piece, too

**Shelves, Stools & Towel Bar** create a comfortable, casual dining area. Shelves with brackets are also available for Vector21 and Elite hot tubs



**Step I** Great to use on low-profile hot tubs. Pair with a storage bench for a two-step entry

**Step II** Two-tiered, two-toned step is the perfect entrance, or hinged for storage

**Corner Bench** Radius fits corner of the hot tub and is a great transition for the complete surround



**36-inch Storage Bench** Creates a great entrance when used with Step I. The hinge also makes it convenient for storage

**43-inch Storage Bench** Use on specific models to create a full or partial surround. The hinge also makes it convenient for storage



**53-inch Storage Bench** Provides a stellar entrance when used with Step I. Also pairs with Corner Benches to create a full surround on the V94/V94L. The hinge allows for convenient storage space



**Step I** Use on low-profile hot tubs and partner with a storage bench for a two-step entry

**Step II** Two-tiered, two-toned step for a graceful entrance, or hinged for storage

**Corner Bench** Angles fit nicely around hot tub cut corners to complete the surround



**Monaco Curved Bench** perfectly matches the Monaco radius

**36-inch Storage Bench** Creates a great entrance when used with Step I. The hinge also makes it convenient for storage



**43-inch Storage Bench** Use on specific models to create a full or partial surround. The hinge also makes it convenient for storage



**49-inch Storage Bench** Creates a grand entrance when used with Step I. The hinge also makes it convenient for storage